

Introductory sub-table (I)(a)

Name of the Company: ESS DEE ALUMINIUM LIMITED			
Scrip Code, Name of the scrip, class of security: 532787, ESSDEE			
Quarter ended: 31st March, 2012			
Partly paid-up shares:-			
	No. of partly paid-up shares	As a % of total no. of partly paid-up shares	As a % of total no. of shares of the company
Held by promoter/promoter group	0	0	0
Held by public	0	0	0
Total - D	0		
Outstanding convertible securities: No. of outstanding securities			
		As a % of total no. of outstanding convertible securities	As a % of total no. of shares of the company, assuming full conversion of the convertible securities
Held by promoter/promoter group	0	0	0
Held by public	0	0	0
Total - E	0		
Warrants:-			
	No. of warrants	As a % of total no. of warrants	As a % of total no. of shares of the company, assuming full conversion of warrants
Held by promoter/promoter group	0	0	0
Held by public	0	0	0
Total - F	0		
Total paid-up capital of the company, assuming full conversion of warrants and convertible securities			
	32047811		100


Statement Showing Shareholding Pattern

Category code	Category of Shareholder	Number of Shareholders	Table (I)(a)		Total shareholding as a percentage of total number of shares		Shares Pledged or otherwise encumbered	
			Total number of shares	Number of shares held in dematerialized form	As a percentage of (A+B) ¹	As a percentage of (A+B+C)	Number of shares	As a percentage
			(IV)	(V)	(VI)	(VII)	(VIII)	(IX)= (VIII)/(IV)*100
(A)	Shareholding of Promoter and							
1	Indian							
(a)	Individuals/ Hindu Undivided Family	2	19068867	19068867	59.50	59.50	435000	2.28
(b)	Central Government/ State Government(s)	0	0	0	0.00	0.00	0	0.00
(c)	Bodies Corporate	0	0	0	0.00	0.00	0	0.00
(d)	Financial Institutions/ Banks	0	0	0	0.00	0.00	0	0.00
(e)	Any Others(Specify)	0	0	0	0.00	0.00	0	0.00
	Sub Total(A)(1)	2	19068867	19068867	59.50	59.50	435000	2.28
2	Foreign							
a	Individuals (Non-Residents Individuals/ Foreign Individuals)	0	0	0	0.00	0.00	0	0.00
b	Bodies Corporate	0	0	0	0.00	0.00	0	0.00
c	Institutions	0	0	0	0.00	0.00	0	0.00
d	Any Others(Specify)	0	0	0	0.00	0.00	0	0.00
	Sub Total(A)(2)	0	0	0	0.00	0.00	0	0.00
	Total Shareholding of Promoter and Promoter Group (A)= (A)(1)+(A)(2)	2	19068867	19068867	59.50	59.50	435000	2.28
(B)	Public shareholding							
1	Institutions							
(a)	Mutual Funds/ UTI	5	260200	260200	0.81	0.81	0	0.00
(b)	Financial Institutions / Banks	5	914171	914171	2.85	2.85	0	0.00
(c)	Central Government/ State Government(s)	0	0	0	0.00	0.00	0	0.00
(d)	Venture Capital Funds	0	0	0	0.00	0.00	0	0.00
(e)	Insurance Companies	1	1163029	1163029	3.63	3.63	0	0.00
(f)	Foreign Institutional Investors	34	6532558	6532558	20.38	20.38	0	0.00
(g)	Foreign Venture Capital Investors	0	0	0	0.00	0.00	0	0.00
(h)	Any Other (specify)	0	0	0	0.00	0.00	0	0.00
	Sub-Total (B)(1)	45	8869958	8869958	27.68	27.68		
B 2	Non-institutions							
(a)	Bodies Corporate	442	1090789	1090608	3.40	3.40	0	0.00
(b)	Individuals				0.00	0.00		
I	Individuals -i. Individual shareholders holding nominal share capital up to Rs 1 lakh	11202	1207641	1207554	3.77	3.77	0	0.00
II	ii. Individual shareholders holding nominal share capital in excess of Rs. 1 lakh.	19	875555	875555	2.73	2.73	0	0.00
(c)	Any Other (specify)							
(c-i)	Trusts	1	1	1	0.00	0.00	0	0.00
(c-ii)	Clearing Members	77	785759	785759	2.45	2.45	0	0.00
(c-iii)	Director/Relatives	1	1500	1500	0.00	0.00	0	0.00
(c-iv)	Employee	8	30695	30695	0.10	0.10	0	0.00
(c-v)	Non Resident Indian (Repat)	287	117046	117046	0.37	0.37	0	0.00
	Sub-Total (B)(2)	12037	4108986	4108718	12.82	12.82		
(B)	Total Public Shareholding (B)= (B)(1)+(B)(2)	12082	12978944	12978676	40.50	40.50		
(C)	Shares held by Custodians and against which Depository Receipts have been issued							
1	Promoter and Promoter Group	0	0	0	0	0.00	0	0.00
2	Public	0	0	0	0	0.00	0	0.00
	Sub-Total (C)	0	0	0	0	0	0	0.00
	GRAND TOTAL (A)+(B)+(C)	12084	32047811	32047543	100	100.00	435000	1.36

(I)(b) Statement showing holding of securities (including shares, warrants, convertible securities) of persons belonging to the category "Promoter and Promoter Group"

Sr. No.	Name of the shareholder	Details of Shares held		Encumbered shares (*)			Details of warrants		Details of convertible securities		Total shares (including underlying shares assuming full conversion of warrants and convertible securities) as a % of diluted share capital
		Number of shares held	As a % of grand total (A) + (B) + (C)	No.	As a percentage	As a % of grand total (A)+(B)+(C) of sub-clause (I)(a)	Number of warrants held	As a % total number of warrants of the same class	Number of convertible securities held	As a % total number of convertible securities of the same class	
(I)	(II)	(III)	(IV)	(V)	(VI)=(V)/(III)*100	(VII)	(VIII)	(IX)	(X)	(XI)	(XII)
1	Sudip Bijoy Dutta	18755913	58.52	435000	2.32	1.36	0	0	0	0	0
2	Aarti Dutta	312954	0.98	0	0.00	0.00	0	0	0	0	0
TOTAL		19068867	59.50	435000	2.28	1.36	0	0	0	0	0

(*) The term "encumbrance" has the same meaning as assigned to it in regulation 28(3) of the SAST Regulations, 2011




(I)(c)(i) Statement showing holding of securities (including shares, warrants, convertible securities) of persons belonging to the category "Public" and holding more than 1% of the total number of shares

Sr. No.	Name of the shareholder	Number of shares held	Shares as a percentage of total number of shares {i.e., Grand Total (A)+(B)+(C) indicated in Statement at para (I)(a) above}	Details of warrants		Details of convertible securities		Total shares (including underlying shares assuming full conversion of warrants and convertible securities) as a % of diluted share capital
				Number of warrants held	As a % total number of warrants of the same class	Number of convertible securities held	% w.r.t total number of convertible securities of the same class	
1	Ironwood Investment Holdings	2170105	6.77	0	0	0	0	0
2	ICICI Prudential Life Insurance Company Ltd.	1163029	3.63	0	0	0	0	0
3	Finquest Securities Pvt. Ltd.	748616	2.34	0	0	0	0	0
3	Orange Mauritius Investments Limited	657829	2.05	0	0	0	0	0
4	Life Insurance Corporation of India- Profit Plus	584368	1.82	0	0	0	0	0
5	Emerging India Focus Fund	490612	1.53	0	0	0	0	0
6	Ashoka Flowering Tree Mauritius	472857	1.48	0	0	0	0	0
7	Acacia Partners, LP	416000	1.30	0	0	0	0	0
8	Rhodes Diversified	380572	1.19	0	0	0	0	0
9	Sadhana Ramkrishna Nikam	370070	1.15	0	0	0	0	0
TOTAL		7454058	23.26	0	0	0	0	0


(I)(c)(ii) Statement showing holding of securities (including shares, warrants, convertible securities) of persons (together with PAC) belonging to the category "Public" and holding more than 5% of the total number of shares of the company

Sr. No.	Name(s) of the shareholder(s) and the Persons Acting in Concert (PAC) with them	Number of shares	Shares as a percentage of total number of shares {i.e., Grand Total (A)+(B)+(C) indicated in Statement at para (I)(a) above}	Details of warrants		Details of convertible securities		Total shares (including underlying shares assuming full conversion of warrants and convertible securities) as a % of diluted
				Number of warrants	As a % total number of warrants of the same class	Number of convertible securities held	% w.r.t total number of convertible securities of the same class	
1	Ironwood Investment Holdings	2170105	6.77	0	0	0	0	0
TOTAL		2170105	6.77	0	0	0	0	0




(I)(d) Statement showing details of locked-in shares

Sr. No.	Name of the shareholder	Number of locked-in shares	Locked-in shares as a percentage of total number of shares {i.e., Grand Total (A)+(B)+(C) indicated in Statement at para (I)(a) above}
1	NIL	0	0.00
TOTAL		0	0.00



(II)(a) Statement showing details of Depository Receipts (DRs)

Sr. No.	Type of outstanding DR (ADRs, GDRs, SDRs, etc.)	Number of outstanding DRs	Number of shares underlying outstanding DRs	Shares underlying outstanding DRs as a percentage of total number of shares {i.e., Grand Total (A)+(B)+(C) indicated in Statement at para (I)(a) above}
1	NIL			0.00
TOTAL		0	0	0.00



(II)(b) Statement showing holding of Depository Receipts (DRs), where underlying shares held by "promoter/promoter group" are in excess of 1% of the total number of shares

Sr. No.	Name of the DR Holder	Type of outstanding DR (ADRs, GDRs, SDRs, etc.)	Number of shares underlying outstanding DRs	Shares underlying outstanding DRs as a percentage of total number of shares {i.e., Grand Total (A)+(B)+(C) indicated in Statement at para (I)(a) above}
1	NIL			0.00
TOTAL			0	0.00

